





CLUE 4-LEG CHAIR WITH INTEGRAL ARMS - METAL FRAME

COD.OCLUEV06

DESCRIPTION

Multifunctional chair with 4-legged metal base and polypropylene shell; integral arms.

NOTE

On request only: fire retardant version (min 300 pc) 
Personalized painted frame on request (min 50 pieces) 
Stackable up to 6 high

OPTIONAL

Articulating adjustable feet

Upholstered seat & back (non-removable) in B01-B03-C01-C05-W01-D02-P01

Loose seat pad with anti-slip underlay in B01-B03, various finishes

TECHNICAL INFORMATION

STRUCTURE

8mm polypropylene frame; colors: White, Anthracite, Grey, Forest Green, Burnt Orange, Cornflower Blue.
Polypropylene cover

LEGS / FRAME / BASE

16X2 high resistant steel tubes; chromed or epoxy powder painted in aluminum, white or shadow grey

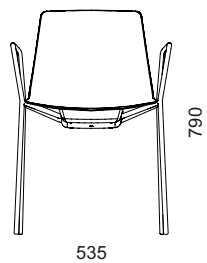
PADDING

Loose seat pad (optional): expanded elastic PVC, thickness 10 mm, density 135 Kg/m³

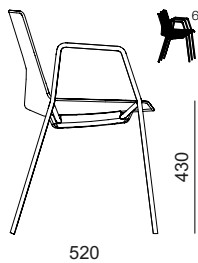
Upholstered seat & back (optional): expanded polyurethane, thickness 10 mm, density 50 Kg/m³

SIZES

chair
L 535 H 790 D 520



seat
L 460 H 430 D 410



backrest
L 400 H 380

WEIGHT

Net weight a chair: 6,0 Kg
Gross weight a chair: 7,3 Kg

PACKAGING

2 disassembled chairs per box
550x570x720

VOLUME

M3 box: 0,23

COD.OCLUEV06

TECHNICAL
DATASHEET

All sizes in mm