





# CLUE 2-PERSON BENCH

COD.OCLUE201

## DESCRIPTION

2-person bench

## NOTE

On request only: fire retardant version (min 300 pc)   
On request only: personalized painted frame (min 20 pc) 

## OPTIONAL

Table for seat substitution;

Upholstered seat & back (non-removable) in B01-B03-C01-C05-W01-D02-P01

Loose seat pad with anti-slip underlay in B01-B03, various finishes

## TECHNICAL INFORMATION

### STRUCTURE

8mm Polypropylene frame; colors: White, Anthracite, Grey, Forest Green, Burnt Orange, Cornflower Blue.

### LEGS / FRAME / BASE

Steel 40x40 tube painted aluminum or shadow grey

80x40x2 beam in aluminum painted steel

### PADDING

Loose seat pad (optional): expanded elastic PVC, thickness 10 mm, density 135 Kg/m<sup>3</sup>

Upholstered seat & back (optional): expanded polyurethane, thickness 10 mm, density 50 Kg/m<sup>3</sup>

## SIZES

### bench

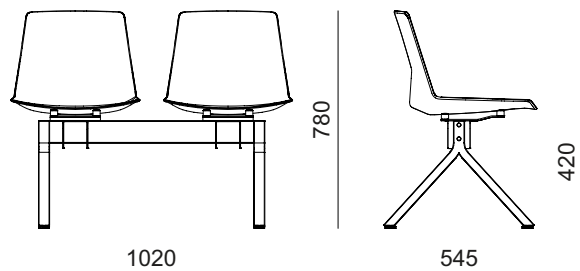
L 1020 H 780 D 545

### seat

L 460 H 420 D 410

### backrest

L 400 H 380



### WEIGHT

Net weight: 9,25 Kg  
Gross weight: 10,25 Kg

### PACKAGING

3 packages

### VOLUME

M3 box: 0,16

COD.OCLUE201

TECHNICAL  
DATASHEET

All sizes in mm