





CLUE SPIDER BASE CHAIR - METAL FRAME

COD.OCLUEV04

DESCRIPTION

Multifunctional chair with metal swivel base and polypropylene shell

NOTE

On request only: fire retardant version (min 300 pc) 
Personalized painted frame on request (min 50 pieces) 

OPTIONAL

Upholstered seat & back (non-removable) in B01-B03-C01-C05-W01-D02-P01
Loose seat pad with anti-slip underlay in B01-B03, various finishes

TECHNICAL INFORMATION

STRUCTURE

8mm polypropylene frame; colors: White, Anthracite, Grey, Forest Green, Burnt Orange, Cornflower Blue.
Steel reinforced nylon plate

LEGS / FRAME / BASE

30x15 steel oval tube 2mm thickness chromed or epoxy powder painted in aluminum, white or shadow grey

ARMS

Chromed or epoxy powder-coated steel arms in aluminum, white, or shadow grey
Brushed die-cast aluminum arms

PADDING

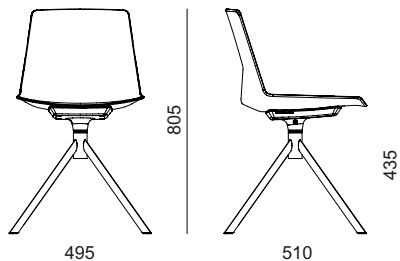
Loose seat pad (optional): expanded elastic PVC, thickness 10 mm, density 135 Kg/m³
Upholstered seat & back (optional): expanded polyurethane, thickness 10 mm, density 50 Kg/m³

SIZES

chair
L 495 H 805 D 510

seat
L 460 H 435 D 410

backrest
L 400 H 380



WEIGHT

Net weight a chair: 5,8 Kg
Gross weight a chair: 7,8 Kg

PACKAGING

1 package with two shells +
1 package with two stems

VOLUME

M3 box: 0,26

COD.OCLUEV04

TECHNICAL
DATASHEET

All sizes in mm