



COOPER

Collezione di divani interamente sfoderabili tranne nella versione in pelle.

Struttura: in legno imbottita in poliuretano espanso indeformabile rivestito con trapuntino in piuma d'oca (Assopiuma) lavata e sterilizzata secondo le norme RAL.

Seduta: in poliuretano espanso indeformabile rivestito con trapuntino in piuma d'oca (Assopiuma) lavata e sterilizzata secondo le norme RAL.

Piedini: neri.

Grazie alla sua struttura ricoperta in piuma, questo modello ha delle caratteristiche di morbidezza che con l'uso vengono accentuate. La formazione di eventuali avvallamenti nell'imbottitura e di pieghe nel tessuto è assolutamente normale e non può essere motivo di reclamo, in quanto dovuti all'imbottitura sotto la fodera, che viene trapuntata per evitare accumuli di piuma e per far sì che la stessa rimanga distribuita in modo omogeneo. Si consiglia di sprimacciare l'imbottitura per ravvivarla.

La caratteristica importante del mod. Cooper è l'ampissima gamma di elementi componibili, che gli permettono di soddisfare qualsiasi tipo di esigenza. Questi elementi hanno caratteristiche tecniche e strutturali diverse e pertanto non in tutte le occasioni possono essere accostati ed utilizzati fra di loro. Proprio per questo, qui sotto Vi riportiamo un piccolo memorandum, che visualizza le caratteristiche tecniche e dimensionali dei vari elementi, ma soprattutto Vi dà un orientamento di come possono essere composti fra di loro.

Collection of sofas with fully removable covers, except items in leather.

Frame: *in wood padded with indeformable polyurethane foam covered with quilt in goose feathers (Assopiuma) washed and sterilised according to RAL standards.*


Seat: *in indeformable polyurethane foam covered with quilt in goose feathers (Assopiuma) washed and sterilised according to RAL standards.*

Feet: *black.*

Thanks to its structure covered with feathers, this item has characteristics of softness that, with the utilization, will be accentuated. The building of hollows in the upholstery and of waviness in the cover is absolutely normal and cannot be accepted as complaint, as they are due to the presence of quilting to avoid accumulation of feathers and to enable to keep them distributed in homogeneous way.

We advise to shake up the upholstery to revitalize it. The main characteristic of Cooper Model is the very wide range of elements that enables to satisfy any kind of request. Such elements have different technical and structural characteristics and therefore cannot always be joined and used together. For this reason, herewith we prepared a small "memorandum" stating the technical characteristics and the dimensions of the different elements, moreover we explain how to combine them.

FINISHING



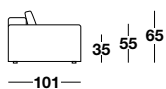
PVC

Per ulteriori specifiche sui prodotti consultare il listino.

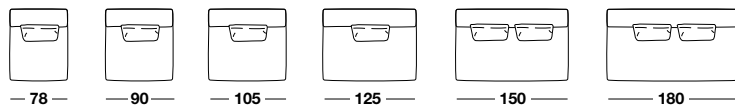
For further details about the products see the price list

COOPER

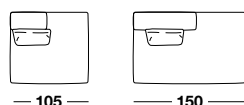
cooper medium



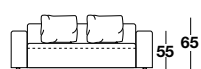
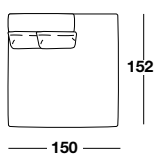
central elements



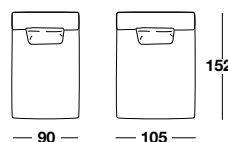
dormeuse



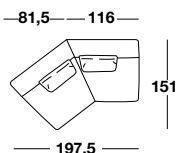
dormeuse longue



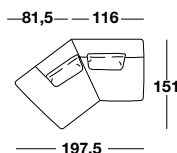
chaise longue



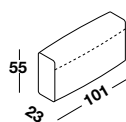
comfort element



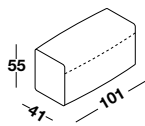
dormeuse comfort



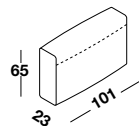
armrests



MSL

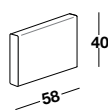


MBL

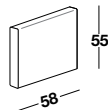


MSH

pillows

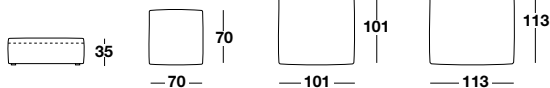


CO



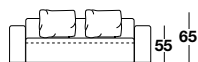
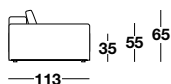
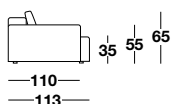
CS

stool

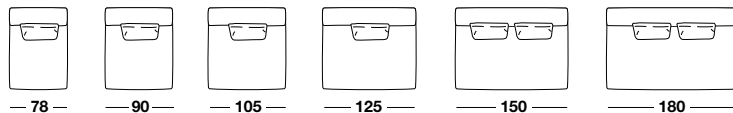


COOPER

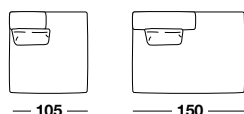
cooper large



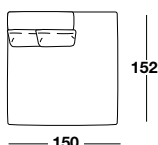
central elements



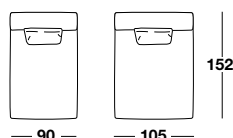
dormeuse



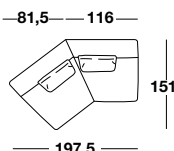
dormeuse longue



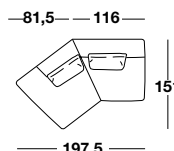
chaise longue



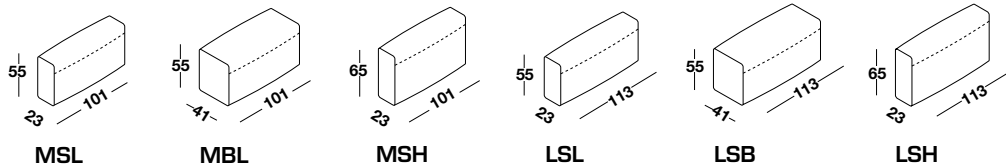
comfort element



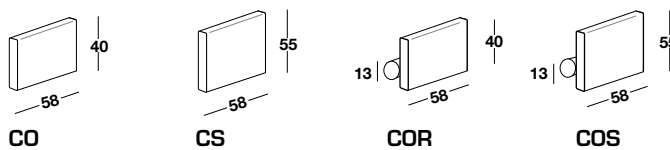
dormeuse comfort



armrests



pillows



stool



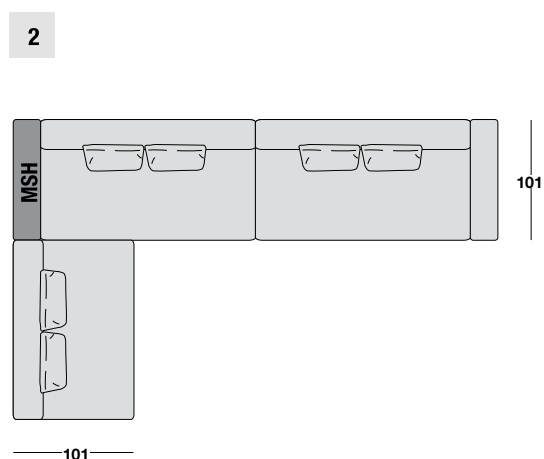
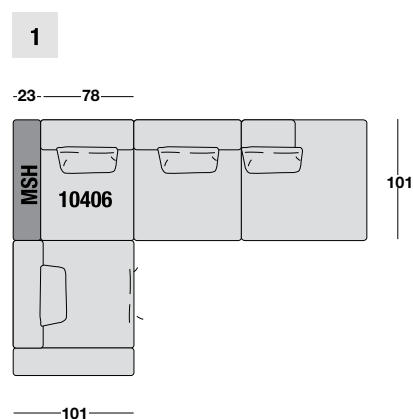
COOPER

Le composizioni MEDIUM si possono ottenere in modi diversi utilizzando sempre ed esclusivamente il bracciolo MSH:

- 1 Si forma un angolo quadro (cm 101x101) unendo l'elemento 10406 (cm 78) al bracciolo MSH (cm 23)
- 2 Si utilizza un altro qualsiasi elemento + bracciolo MSH

The compositions MEDIUM can be obtained in different ways using exclusively the armrest MSH:

- 1 Build a square corner (cm 101x101) joining the element 10406 (cm 78) with the armrest MSH (cm 23)*
- 2 Any other element can be used joining it to the armrest MSH*



Le composizioni LARGE si possono ottenere in modi diversi utilizzando sempre ed esclusivamente il bracciolo LSH:

- 1 Si forma un angolo quadro (cm 113x113) unendo l'elemento 10507 (cm 90) al bracciolo LSH (cm 23)
- 2 Si utilizza un altro qualsiasi elemento + bracciolo LSH.

The compositions LARGE can be obtained in different ways using exclusively the armrest LSH:

- 1 Build a square corner (cm 113x113) joining the element 10507 (cm 90) with the armrest LSH (cm 23)*
- 2 Any other element can be used joining it to the armrest LSH.*

