

# MIDJ INITALY

## Forest oval Table


design Beatriz Sempere, 2017

Fixed table with lacquered steel base. Top in veneered wood or crystalceramic.




### Colors and Materials


#### Structure




White Steel




Black Steel



Sand Steel




Brown Steel




Grafite Steel

#### Coating




Lacquered veneered wood


9 Colors




Veneered flamed walnut




Crystalceramic with effect calacatta marble



Crystalceramic Glossy Black Greek Marble



Crystalceramic with effect noir desir marble



Venetian crystalceramic

### Dimensions

Image not found or type unknown

Dimensions

	cm	inch
A	76	29.9
B	280	110,2
C	120	47.2

### Volumetric Details

**Weight** 137 Kg

**Volume** 1.87 mc

**Package** 4

### Materials Certifications

#### Lacquered veneered wood

#### FEATURES AND PLUS

The veneered tops are the result of a process of bonding of thin wooden sheets, obtained by the horizontal rotary cut of the trunks applied to various types of supports to produce furniture elements, which look similar to solid wood but with better performance in terms of resistance to woodworms, lightness and more stability over time.

#### MAINTENANCE

For the regular cleaning schedule of stained veneered tops, use a damp cloth with mild soap diluted in water or specific products. Dry with a cloth or absorbent paper. Do not use abrasive products. . In case of accidental release of liquid substances, dab immediately the surface with absorbent paper or a dry, clean cloth. Avoid proximity to heat sources. Expose the veneered wood surfaces to light, for example by

opening periodically the extensions of the tables that are placed inside the structures, or by moving any objects such as vases and accessories generally resting on the top.