



Apelle S M CU Chair

design Beatriz Sempere, 2013

Apelle chair with sled base in lacquered steel. Seat and backrest in hide.



Colors and Materials

Structure



White Steel



Black Steel




Sand Steel



Brown Steel




Grafite Steel



Industrial Steel


1 color



Fango Steel



Bronze Steel



Pastel Yellow Steel



Ocher Steel




Red steel



Sage Green Steel



Light blue steel



Ocean Blue Steel



Light Grey Steel



Facepowder Pink Steel




Chrome



Pink Gold




Black Nickel




Golden Bronze

Coating



Hide
20 Colors



Tuscan Hide
3 Colors

Dimensions

Dimensions

Image not found or type unknown

	cm	inch
A	80	31.5
B	51	20.1
C	55	21.7
D	46	18.1

Volumetric Details

Weight 7 Kg
Volume 0.27 mc
Package 1

Certifications



Catas
EN 16139:2013 level L2
Extreme

Downloads

- [Apelle catalog \(pdf\)](https://www.midj.com/images/uploads/resources/apelle-catalogo-2017.pdf) - <https://www.midj.com/images/uploads/resources/apelle-catalogo-2017.pdf>
- [3ds Apelle S M CU \(zip\)](https://www.midj.com/images/uploads/resources/3ds-midj-apelle-s-m-cu.zip) - <https://www.midj.com/images/uploads/resources/3ds-midj-apelle-s-m-cu.zip>
- [3D pCon Planner Apelle S M CU \(zip\)](https://www.midj.com/images/uploads/resources/3d-midj-apelle-s-m-cu-pcon.zip) - <https://www.midj.com/images/uploads/resources/3d-midj-apelle-s-m-cu-pcon.zip>
- [3D Autocad Apelle S M CU \(zip\)](https://www.midj.com/images/uploads/resources/3d-midj-apelle-s-m-cu-cad.zip) - <https://www.midj.com/images/uploads/resources/3d-midj-apelle-s-m-cu-cad.zip>

Materials Certifications

Hide

FIRE RESISTANCE:
Technical Bulletin 117/00 sez E part. 1
EN 1021 parte 1/94, parte 2/94
BS 5852/90

PROPRIETIES AND ADVANTAGES

The hide is a hygienic and very practical product: it resists to wear, it's impermeable to water but, at the same time, the hide wicks air and sweat. The hide is obtained from the skin of bovines breeds and slaughtered for food purposes and subsequently treated with chromium salts.

CLEANING INSTRUCTIONS

Use only a damp, non abrasive cloth; do not use products containing solvents or alcohol that may damage the surface. It is advisable to test an invisible area of the product before cleaning it all. For good preservation of the product purchased, it is inadvisable to expose it to direct sunlight that may alter its features and colours. Any surface imperfections are natural features of hide and guarantee that it is an original product.

Materials Certifications

Tuscan Hide

Tuscan Hide does not fear to get aged since the oldest it gets the more unique it becomes. It is a material deriving from animal's leather which suffer a process called "vegetable tanning" with natural tannins and with the help of some products biologically compatible whether for the dyeing or for the finishing. Any possible imperfection, sign, scar, stain of the Tuscan hide surface are a natural characteristics which guarantees its originality.