



# Joe H65 / H75 M LG Stool

design Midj R&D, 2015

Stool with four legs base in lacquered steel. Wooden seat and backrest.



## Colors and Materials

### Structure



White Steel



Sand Steel




Pastel Yellow Steel



Grafite Steel



Black Steel




Light blue steel



Ocean Blue Steel




Bronze Steel



Fango Steel



Light Grey Steel



Brown Steel



Ocher Steel



Facepowder Pink Steel




Red steel




Sage Green Steel

### Coating



Lacquered veneered wood



Veneered flamed walnut

9 Colors

## Dimensions

## Volumetric Details

**Weight** 7.5 Kg

**Volume** 0.30 mc

**Package** 1

Image not found or type unknown

	<b>A</b>	<b>B</b>	<b>C</b>	
	<b>(cm)</b>	<b>(cm)</b>	<b>(cm)</b>	
	(inch)	(inch)	(inch)	
<b>H65</b>	98	44	52	66
<b>(cm)</b>	38.6	17.3	20.5	26
(inch)				
<b>H75</b>	108	44	52	76
<b>(cm)</b>	42.5	17.3	20.5	29.9
(inch)				

## Materials Certifications

### Lacquered veneered wood

#### FEATURES AND PLUS

The veneered tops are the result of a process of bonding of thin wooden sheets, obtained by the horizontal rotary cut of the trunks applied to various types of supports to produce furniture elements, which look similar to solid wood but with better performance in terms of resistance to woodworms, lightness and more stability over time.

#### MAINTENANCE

For the regular cleaning schedule of stained veneered tops, use a damp cloth with mild soap diluted in water or specific products. Dry with a cloth or absorbent paper. Do not use abrasive products. . In case of accidental release of liquid substances, dab immediately the surface with absorbent paper or a dry, clean cloth. Avoid proximity to heat sources. Expose the veneered wood surfaces to light, for example by opening periodically the extensions of the tables that are placed inside the structures, or by moving any objects such as vases and accessories generally resting on the top.