

MIDJ
INITALY

Nexus Table

design Andrea Lucatello

Fixed table with Baydur® base or brushed concrete, also available in a two-color version. Glass, crystalceramic or solid wood top.

Solid wood top available for size 250x106 cm.

Glass and crystalceramic top (rectangular with rounded corners) available for sizes 220x116, 250x120, oval 280x120.



Colors and Materials

Structure



Baydur
3 Colors




Baydur with brushed concrete effect
2 Colors


Coating



Extraclear Transparent Glass




Glossy Fumè Glass




Crystalceramic with effect calacatta marble




Crystalceramic Glossy Black Greek Marble



Crystalceramic with effect noir desir marble



Venetian crystalceramic



Solid Oak straight edge



Solid Walnut bark edge

Dimensions

Dimensions

	A (cm)	B (cm)	C (cm)
	(inch)	(inch)	(inch)
220x116			
(cm)	76	220	116
(inch)	29.9	86.6	45.7
250x106			
(cm)	78	250	106
(inch)	30.7	98.4	41.7

	A (cm)	B (cm)	C (cm)
	(inch)	(inch)	(inch)
250x120			
(cm)	76	250	120
(inch)	29.9	98.4	47.2
280x120			
(cm)	76	280	120
(inch)	29.9	110.2	47.2

Volumetric Details

Weight 130 Kg

Volume 1.3 mc

Package 2

Materials Certifications

Solid Oak straight edge

FEATURES AND PLUS

Solid wood tops are obtained from the trunk of the tree, in particular from the heartwood, or the inner part (the less young one). Each top has unique characteristics in terms of veins and knots due to the natural origin of the material. To reach the widths necessary for the realization of a top for domestic use, several floorboards/strips are joined together in an effort to maintain the greater possible uniformity.

MAINTENANCE

For the regular cleaning schedule of Solid woos tops, use a wet sponge with mild soap diluted in water or specific products. Dry after each application with a cloth or absorbent paper. Do not use abrasive products. In case of accidental release of liquid substances, dab immediately the surface with absorbent paper or a dry, clean cloth. Avoid proximity to heat sources. Expose the solid wood surfaces to light, for example by opening periodically the extensions of the tables that are placed inside the structures, or by moving any objects such as vases and accessories generally resting on the top.