




Apollo Extendable Table

design Midj R&D, 2014

Extendable table with sliding base in painted steel. Top in melamine, wood, glass or ceramic.




Colors and Materials

Structure




White Steel




Black Steel



Sand Steel




Brown Steel



Grafite Steel


Coating




Melamine
8 Colors




Laquered MDF
5 Colors




Lacquered veneered wood
9 Colors




Matt Sand Antiscratch Glass




Matt Graphite Antiscratch Glass




Extra Clear Matt White Antiscratch Glass




Glossy Sand Glass




Extraclear Glossy White Glass



Lead Crystalceramic




Charcoal Savoia Crystalceramic




Cement Savoia Crystalceramic




Emperador Marble Crystalceramic




Crystalceramic with effect calacatta marble




Crystalceramic Glossy Black Greek Marble




Crystalceramic with effect noir desir marble



Venetian crystalceramic



Oxide White Crystalceramic



Oxide Sand Crystalceramic



**Corten
Crystalceramic**


Extensions



Melamine
8 Colors



Laquered MDF
5 Colors



**Lacquered veneered
wood**
9 Colors

Dimensions

Dimensions

Volumetric Details

Weight 107 Kg

Volume 0.4 mc

Package 4

Image not found or type unknown

	A	B	C	D
	(cm)	(cm)	(cm)	(cm)
	(inch)	(inch)	(inch)	(inch)
140/190x90	75	140	90	190
(cm)	29.5	55.1	35.4	74.8
(inch)				
160/210/260x90	75	160	90	260
(cm)	29.5	63	35.4	102.4
(inch)				
190/240/290x90	75	190	90	290
(cm)	29.5	74.8	35.4	114.2
(inch)				

Downloads

3ds Apollo 140/190x90 (zip) - <https://www.midj.com/images/uploads/resources/3ds-midj-apollo-140.zip>

3ds Apollo 160/210/260x90 (zip) - <https://www.midj.com/images/uploads/resources/3ds-midj-apollo-160.zip>

3ds Apollo 190/240/290x90 (zip) - <https://www.midj.com/images/uploads/resources/3ds-midj-apollo-190.zip>

Materials Certifications

Lacquered veneered wood

FEATURES AND PLUS

The veneered tops are the result of a process of bonding of thin wooden sheets, obtained by the horizontal rotary cut of the trunks applied to various types of supports to produce furniture elements, which look similar to solid wood but with better performance in terms of resistance to woodworms, lightness and more stability over time.

MAINTENANCE

For the regular cleaning schedule of stained veneered tops, use a damp cloth with mild soap diluted in water or specific products. Dry with a cloth or absorbent paper. Do not use abrasive products. . In case of accidental release of liquid substances, dab immediately the surface with absorbent paper or a dry, clean cloth. Avoid proximity to heat sources. Expose the veneered wood surfaces to light, for example by

opening periodically the extensions of the tables that are placed inside the structures, or by moving any objects such as vases and accessories generally resting on the top.