

Aikido round

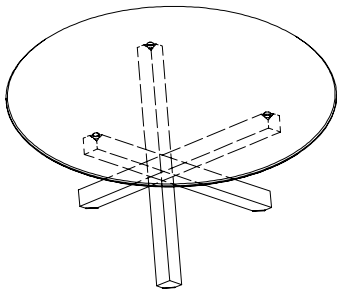
design Studio Sovet

SOVET
ITALIA

Tavolo con base in legno, varie finiture, o in metallo cromato lucido, laccato o brunito. Top in vetro temperato o legno, varie finiture. Top disponibile anche nell'esclusiva finitura LIQUID GLASS.

Dining table with base in wood, various finishes, or in metal, polished chrome, lacquered or burnished finish. Top available in tempered glass or wood, various finishes. Top available also in the exclusive LIQUID GLASS finish.

FORME E DIMENSIONI / SHAPES AND DIMENSIONS



90

● Ø 140x74h

● Ø 170x74h

● Ø 150x74h

FINITURE BASE / BASE FINISHES

Cromo lucido/Polished chrome



LC

Metallo laccato/Lacquered metal



GC

BR

Legno/Wood



WG

NC

BI

Il top è sempre fissato alla base mediante placche nella versione cromo lucido, mentre nella versione in legno il top è fissato solo per i diametri superiori a 150 cm.

The top is always fixed to the base through some metal plates as for the polished chrome version, while only tops bigger than Ø 150 cm. as for the wooden version.

FINITURE TOP / TOP FINISHES

EXTR. / FUMÉ
EXTR. / SMOKED

LIQUID GLASS

VETRO EXTR.
EXTR. GLASS

ACIDATO
FROSTED

LEGNO
WOOD

TETE / TTF

LFLF / LBLB

Lacquered
Cat. B/D

Lacquered
Cat. E

RN/RG/WG/NC



TETE



TTF



LFLF



LBLB

TEB1

TEC1

TEC2

TEC3

TER4

TEV2

TEN1

TEM6

TES1

AEB1

AEC1

AEC2

AEC3

AER4

AEV2

AEN1

AEM6

AES1



RN



RG



WG



NC

Aikido square-elliptical

design Studio Sovet

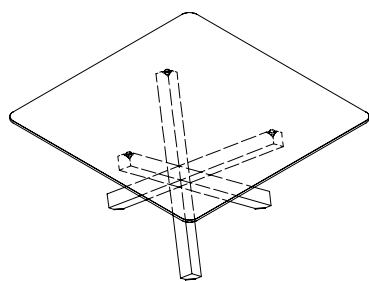
SOVET

ITALIA

Tavolo con base in legno, varie finiture, o in metallo cromato lucido, laccato o brunito. Top in vetro temperato trasparente o acidato, disponibile anche nella versione laccata, vari colori. Il piano ellittico è disponibile anche nella versione fumé.

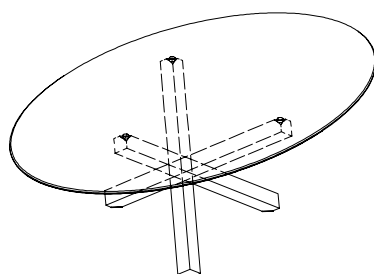
Dining table with base in wood, various finishes, or in metal, polished chrome, lacquered or burnished finish. Clear or frosted, tempered glass top, available also in the lacquered version, various colours. The elliptical top is available also in the smoked finish.

FORME E DIMENSIONI / SHAPES AND DIMENSIONS



90

140x140x74h



90

180x130x74h

220x130x74h

FINITURE BASE / BASE FINISHES

Cromo lucido/Polished chrome



LC

Metallo laccato/Lacquered metal



GC

BR

Legno/Wood



WG

NC

BI

Top fissato alla base tramite placche in inox.

Top fixed to the base through steel plates.

FINITURE TOP / TOP FINISHES

EXTR. / FUMÉ
EXTR. / SMOKED

TETE / TTF



TETE



TTF

VETRO EXTR.
EXTR. GLASS

Lacquered
Cat. B/D



TEB1



TEC1



TEC2



TEC3



TER4



TEV2



TEN1



TEM6



TES1

ACIDATO
FROSTED

Lacquered
Cat. E



AEB1



AEC1



AEC2



AEC3



AER4



AEV2



AEN1



AEM6



AES1